


TOPTURN X

Turner for
triangular windrows





Self-propelled turner for triangular windrows

In windrow composting, regular turning is critical for proper processes. The Topturn X is one of the most widely used compost turners in the world, with a line of turners configured for the most common windrow sizes and designed to be practical. With its sturdy frame, powerful hydraulics and large drum, the Topturn X is ready to handle any work situation. A comfortable cabin with power lift and maintenance platforms that fold out hydraulically are further plus points.

- ▶ Telescoping frame in tough, torsion-resistant construction
- ▶ Extra-large turning drum for high throughput and excellent mixing
- ▶ Wheel or track chassis
- ▶ Easy maintenance access with platforms integrated in the body

Engine power (kW)

205



310

Windrow width (m)

4.5



6.0

Throughput (m³/h)

3,000



5,000

Wide range of applications



01 Composting green cuttings, organic waste, fermentation residue, agricultural and forestry waste

In windrow composting, the rotting process is controlled through periodic turning. Turning improves ventilation and gives better mixing of the different rotting zones. This evens out differences in dampness and nutrients, creating ideal living conditions for the microorganisms that break the material down into compost. An efficient irrigation system is available if extra moisture is needed.

02 Composting of household waste, residual waste, sewage sludge

The big drum with conveyor and winnowing elements, combined with the powerful drive, results in the creation of perfect windrows even from high-density materials. Loosely layered, with a triangular cross-section, the windrow keeps itself supplied with the necessary fresh air through the chimney effect. The material breaks down aerobically, and odour emissions are prevented.

03 Processing of contaminated earth

Ready for special cases: With protective ventilation by means of overpressure and an air filter for the cab, and a powerful cooling system for the engine and hydraulics, the operator and the machine are well able to work in closed halls, high temperatures and other conditions.

04 Mixing ores and earths

For mixing abrasive materials, such as metallic ores, the Topturn X can be fitted with an armoured drum and wear-resistant cladding of exposed areas. Curtains can be hung around the turning area to reduce dust.

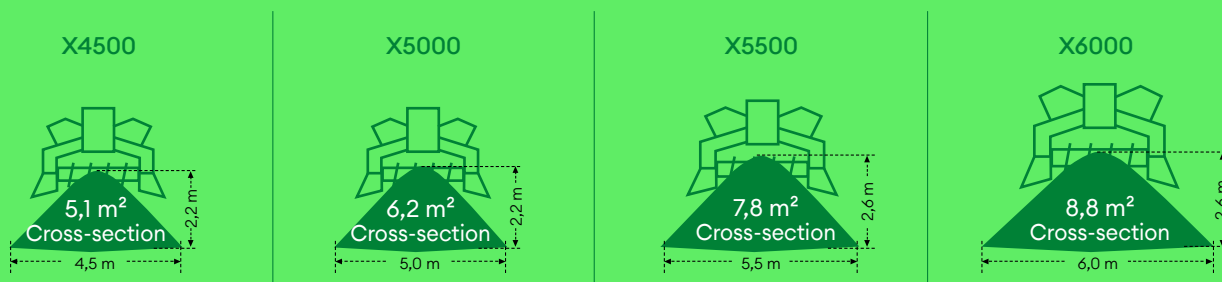


The machine in detail

Komptech stands for quality, reliability and value retention. That means that from the engine to drum to the chassis, only top-quality components are used throughout the Topturn X.



Windrow size (Standard ploughs)



01



Drive

- Modern Caterpillar diesel engines in three power levels
- Hydraulic drive with separate circuits for driving and drum functions
- High-performance cooling system

02



Frame

- Designed for heavy-duty use
- Drum mounted on the frame for stability.
- Telescoping frame for freedom of movement in any situation

03



Lifting cab

- Compact dimensions, minimal transport heights
- Convenient entry from the ground
- Excellent all-round view through central cab working position

04



Drum

- Large diameter for effective mixing
- Steplessly adjustable speed, reversing
- Wear-resistant blades, usable twice

05



Operation

- Comfortable cab with ergonomic workplace
- Load-dependent automatic drive with operating condition monitoring
- Simple and logical joystick control

06



Maintenance

- Side panels open wide to serve as maintenance platforms
- Integral service steps for easy access
- Option: Automatic central lubrication



Turning well turned out

A large-dimensioned drum with effective mixing and throwing blades, and powerful hydraulic drive, make turning fast and rotting efficient. Everything gets mixed through; nothing slips past the drum. The blades can be rotated 180 degrees when they get worn, for a whole new use cycle before needing to be replaced.

Plough-shaped guides bring the material into the intake area and keep the lane clean. Their heavy duty construction permits work in overlapping windrows. When the situation calls for it, a central telescope on each side can lift the drum and frame up to 380 mm over the chassis.

Mobility versions

The right way to move

Wheel or track drive? Which chassis is better suited to the site conditions is at the decision of our customers. We offer the Topturn X in both versions.



Topturn X Wheel

Wheel chassis

Wheels are ideal on paved surfaces. The force is distributed evenly on all four wheels. Traction is high, the vehicle can turn around in place and reposition quickly, and driving comfort is excellent.

- Tough special tyres with long service life
- High operator comfort through shock-absorbing effect of the tyres
- Fast repositioning in 2nd gear, up to 6 km/h (option)

Track chassis

On unpaved surfaces, tracked is the way to go. The drive power dependably propels the turner even on difficult ground. The tracks are freely accessible for simple cleaning.

- Wide tracks for low ground pressure
- Open tracks for easy cleaning
- Wear-resistant tread pads with self-cleaning function



Topturn X Track





In daily use

Lift off for work

Startup is safe and easy. The operator enters the cab through the front window, which is also a door. Two hydraulic arms then lift the cab from the entry position on the ground to the working position centred over the tunnel.

A comfortable workplace

Centred over the windrow, with a good view to all sides, the operator has everything under control. The tinted soundproof glass and automatic climate control with overpressure, load-dependent drive and lane guidance make the work easy.

Ideal maintenance access

A press of a button transforms the left and right body panels into roomy maintenance platforms with convenient access steps, so personnel can reach all maintenance points safely and easily.

Minimal setup times

Simply fold in the plough blades hydraulically, turn them into the tunnel and lock them, move the cabin to transport position, and the Topturn is ready to travel for multi-site use.

Thoughtful options

The “Fast” versions of the wheel chassis have a second gear for fast positioning. Irrigation is provided by a high-performance hose system, which the turner unrolls, or is rolled onto a drum by remote control. Also available: XL plough blades for wider windrows (plus 200 mm), a scraper bar to catch the bottom windrow layer, throwing limitation, bird’s eye view camera system, and much more.

Optimal use of space

When moving, the mixed material is deposited on the neighbouring windrow area by means of a linkable side shift. New material is always placed on the first windrow area, finished material is always removed from the last windrow area - this minimises transport distances and ensures a better overview. In addition, by placing two windrows together, the loss of material is compensated for, thus achieving optimum space utilisation. Preparation is required to install the side shift, which includes adaptations to the hydraulics and an extended chassis.

Functions



Drum speed



Automatic drive mode



Lane guidance

Operation



Info center



Lightning



Condition Monitoring

Options



Camera



Lateral displacement device



Irrigation



Throwing limitation



The Komptech plus



Top advice

We'll show you how to optimize your processes, based on our experience and extensive data analyses.



Service near you

Expert technicians are on-site quickly to make sure your machines keep running.



Spare parts always available

Intelligent stocking for the fast, economical provision of high-quality spare parts.



All-in solutions

From individual mobile machines to complex stationary systems, with us you get the right process solution.



Productivity in view

Apps and integrated monitoring let you keep an eye on operating data and economy.



Need-based service

Our maintenance and service agreements, as well as extended warranties, are aligned with your needs.

Overview of our technology

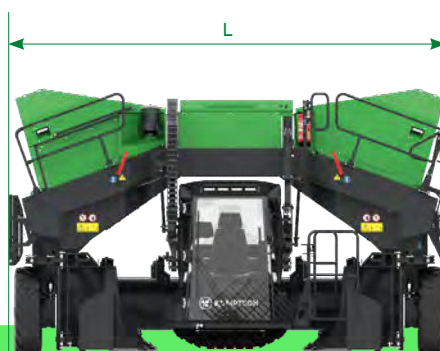



Look here for the newest updates, specifications
and more detailed descriptions:

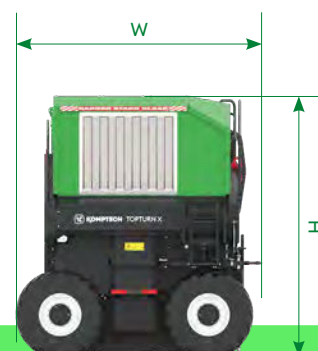
Model	X4500	X5000	X5500	X6000
	▼	▼	▼	▼
Engine				
Manufacturer	Caterpillar	Caterpillar	Caterpillar	Caterpillar
Power (kW/HP)	205/278	205/278 or 250/340	280/375	310/421
Windrow dimensions				
Windrow width (mm)	4,500	5,000	5,500	6,000
Max. windrow height (mm)	2,200	2,200	2,600	2,600
Windrow cross-section at 45° repose angle (m²)	5.1	6.2	7.8	8,8
Turning unit				
Turning drum diameter (mm)	1,200	1,200	1,400	1,400
Turning drum rpm (min ⁻¹)	0-195	0-195	0-195	0-208
Dimensions transport/working position - L x W x H (mm)				
Transport Wheel	4,917 x 2,996 x 3,319	5,416 x 2,996 x 3,330	5,916 x 2,996 x 3,682	6,416 x 2,996 x 3,682
Working Wheel	4,484 x 5,080 x 4,056*	4,484 x 5,580 x 4,056*	4,484 x 6,080 x 4,456*	4,484 x 6,580 x 4,456*
Transport Track	4,917 x 2,550 x 3,288	5,416 x 2,550 x 3,287	5,948 x 2,520 x 3,649	6,448 x 2,520 x 3,649
Working Track	4,126 x 5,080 x 4,025*	4,126 x 5,580 x 4,025*	4,126 x 6,080 x 4,423*	4,126 x 6,580 x 4,423*
* +380mm (at working height when telescoping)				
Weight				
Wheel (t)	14,5	16,5	18	19,5
Track (t)	15	17	18,5	20
Throughput				
Max. throughput (m³/h)	3,000	4,000	4,500	5,000

Transport position

Track

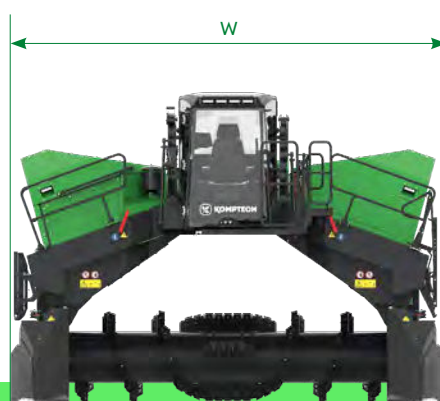
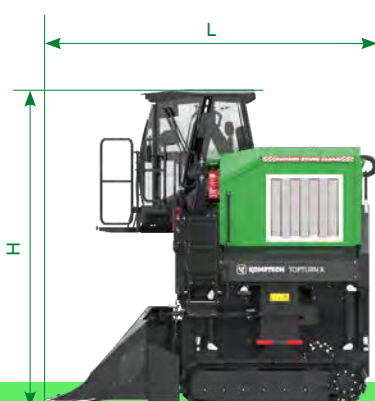


Wheel




Working position

Track



Wheel



Never waste an opportunity.

Komptech GmbH
Kühau 37
8130 Frohnleiten, Austria
+43 3126 505 - 0
info@komptech.com

© Komptech GmbH | Q2 2024. No liability accepted for changes, errors and misprints. Printed on PEFC-certified paper, which was produced in Styria, Austria.

We create value for you



Waste-stream expertise

Because you need a
setup that's tailored to
your waste stream.



Innovative technology

Because you need to
adapt your output to
your market needs.



Flexible sales models

Because you have the
choice between new, rental
and used machines.



Service excellence

Because you always
need to keep your
system running.