

953K

Track Loader



Engine

Engine Model	Cat® C7.1 ACERT™	
Engine Power (Maximum) – ISO 14396	129 kW	173 hp
Engine Power (Maximum) – ISO 14396 (DIN)		175 hp
Net Power (Rated) – SAE J1349/ISO 9249	115 kW	154 hp
Net Power (Rated) – ISO 9249 (DIN)		156 hp

Buckets

Capacity – General Purpose	1.8 m ³	2.4 yd ³
Capacity – Performance Series	2.1 m ³	2.5 yd ³
Capacity – Multi-Purpose	1.6 m ³	2.1 yd ³

Weights

Operating Weight	15 642 kg	34,484 lb
------------------	-----------	-----------

953K Features

Fuel Efficiency

A more fuel efficient Cat C7.1 ACERT engine and Eco Mode combine to give you a 10-30 percent reduction in fuel use.*

Performance

Smarter power train management gives you power when you need it and improved implement and steering response.*

Ease of Operation

Cab updates offer added comfort and convenience for operators. New handles and steps make access/egress even easier from the front or the back of the tracks.

Technology

Remote monitoring with Product Link™/ VisionLink® helps you manage your fleet more effectively and profitably.

*Compared to the 953D.



Contents

Operator Environment.....	3
Efficiency and Performance	4
Equipped for the Job	6
Safety	7
Emissions Technology.....	7
Special Arrangements	8
Serviceability and Customer Support.....	9
Specifications.....	10
Standard Equipment.....	14
Optional Equipment.....	15

Save money and transport time with one rugged machine for land clearing, digging, backfilling, grading, truck loading, spreading materials, slope work, and more. Crawler loaders give you reduced ground pressure and better traction so you can start the job earlier and work longer in soft underfoot conditions. The new 953K brings you all of this versatility, plus improved performance and up to 22 percent better fuel efficiency*. The 953K meets U.S. EPA Tier 4 Final/ EU Stage IV/Korea Tier 4 Final emission standards.

Operator Environment

Comfort and productivity

Updated cab gives operators added comforts like adjustable armrests and controls, improved air conditioning system and a heated/ventilated seat option. The Liquid Crystal Display (LCD) operator interface makes it simple to customize machine performance features and to view machine operating and service information.

Excellent visibility to the bucket and all around the machine helps operators work more confidently, and a rearview camera enhances safety. Reduced engine noise* makes the environment quieter for the operator and others around the worksite.

Cab-mounted heating/ventilation/air conditioning (HVAC) system gives you more cooling capability, and removes the condenser from under the hood for reduced heat and easier service.



**Compared to the 953D.*



Implement and Steering Controls

- Electro-Hydraulic Implement Controls provide responsive, smooth and precise control of bucket and lift arms.
- Choose from either joystick or two-lever implement controls to match operator preference or application.
- Speed/steering controls are available as either a joystick or as V-lever and foot pedals.
- Optimize speed for the application, especially in lower range, with six ground speeds Forward and Reverse.
- A variable throttle control dial lets you use preset engine speeds, customized for operator preference.
- Selectable Electro-Hydraulic maps allow you to set implement response – fine, normal, coarse – to match operator preference or application.
- Hydrostatic Drive system provides quick machine travel speed, on-the-go directional changes and counterrotation.



Engine

A Cat C7.1 ACERT engine gives you the power and reliability you need to get the job done. More torque at lower engine speed gives you faster machine response under load.

Fuel Efficiency/Eco Mode

The more efficient engine and an **Eco Mode** combine to deliver a 10-30 percent reduction in fuel consumption compared to the 953D. Eco Mode automatically reduces engine speed, but maintains selected ground speed under lighter loads. Efficient use of Diesel Exhaust Fluid (DEF) – typically 2.5-3 percent of fuel consumption – provides excellent overall fluid efficiency.



Hydrostatic Drive

A new Electronic Control Module gives you smarter power train management, resulting in smoother implement/steering response and improved steering performance over the previous model. Power reaches the ground more efficiently based on the demands of the application, giving you fast acceleration and shorter cycle times. The electronically controlled Hystat drive uses variable displacement pumps and drive motors to power each track independently, delivering fast acceleration and infinitely variable speed. The operator can command smooth machine turns and counterrotation.



Cooling System

The single unit cooling system incorporates the radiator, air-to-air aftercooler, oil cooler and fan installation. The cooling module is located at the rear of the loader, away from dust and debris stirred up by the bucket while the machine is working. The radiator has 6.5 fins per inch to help reduce plugging. A simple, side-by-side design reduces debris and makes cleaning easier. The fold-down design gives you easy access.



A hydraulic demand fan reduces speed in cooler conditions to conserve power, save fuel and decrease sound levels. An optional reversing fan is available for high debris conditions.

Efficiency and Performance

Designed to get the job done



Load-Sensing Hydraulics

Field-proven system senses the load and continuously adjusts hydraulic power to maximize your efficiency. Operators have precise control and the power needed for simultaneous lift, tilt and travel.

Position Sensing Cylinders

Position Sensing Cylinders allow the operator to set lift and tilt kickouts to match the application without leaving the cab. Linkage can be automatically set to specific positions for increased productivity. Advanced automatic features help make start/stop motions smoother, reducing vibration in the cab.

Automatic Kickouts

Standard programmable automatic kickouts provide flexibility and productivity for precise load and dump target heights. Tilt and lift kickouts are easily set by positioning the bucket or attachment and pressing a button on the right-hand control panel in the cab.



Equipped for the Job

Optimize your machine

Buckets

- **General Purpose** – Loadability and long life in applications like hard bank excavating, stripping, stockpile loading.
- **Multi-Purpose** – Versatility for loading, stripping, clearing, bulldozing, picking up debris, fine grading. Bucket clamps hydraulically to grip or handle other tough-to-grasp materials.
- **Performance Series** – Move up to 10 percent more material per hour.
- **Special Application** – Optimized for waste/landfill and ship hold work.
- **K Series™ Bucket Tooth System** stays sharp, holds tight and allows for simple changes. Lower-profile for optimal sharpness, penetration and digging ability throughout tip life.
- **Fusion™ Quick Coupler** option (available mid-2017) adds versatility by allowing easy use of forks, buckets, etc. from wheel loaders and other Fusion compatible machines.

Undercarriage

- Oscillating undercarriage decreases ground shock for increased stability and smoother ride.
- Sealed and Lubricated Track for aggressive applications like land clearing, side-slopes or rocky terrain.
- SystemOne™ undercarriage option is designed to work and wear as a system for longer life and lower costs in many applications.

Ripper

Multi shank ripper adds extra versatility and force to expand the machine's range of applications.

Structures

Robust structures throughout the machine are designed for durability, long life and rebuild capability to help maximize your machine investment.



Safety

Designed with protection in mind

- New handles and steps help operators climb on and off the machine more easily, from the front or the back of the tracks.
- Excellent visibility to the bucket and all around the machine helps operators work more confidently.
- Rear vision camera enhances visibility behind the machine.
- New seat belt indicator gives an alarm and registers fault code through Product Link if the operator fails to buckle up, enhancing job site safety.
- Improved ergonomics, a quieter engine and reduced effort controls help lessen fatigue so operators are better able to remain fresh and focused.



Emissions Technology

Proven, integrated solutions

Emissions reduction technology is designed to be transparent – regeneration runs automatically in the background while you work.

Across a variety of applications, the 953K typically has used Diesel Exhaust Fluid a rate of 2.5-3 percent of fuel consumption for excellent fluid efficiency. Conveniently refill from ground level when you refuel.

When the machine is turned off, a pump will automatically purge the DEF lines. If engine/aftertreatment temperatures are high, Delayed Engine Shutdown will activate automatically to cool the machine and then purge the lines. For complete aftertreatment information, please refer to the Operation and Maintenance Manual.

Special Arrangements

Purpose-built for performance



963K WH shown.

Waste Handler

Designed and built from the frame up to take on the unique challenges of landfill and transfer station work.

- Specialized guarding, striker bars and seals help protect the machine from impact and airborne debris.
- Final Drive guarding helps prevent wrapping and damage.
- Cooling system is designed for high debris environments, with easy access for cleanout.
- Specialized air handling features help deliver cleaner air to the machine and to the cab.
- Landfill buckets and track options help you optimize your waste handler for the job.

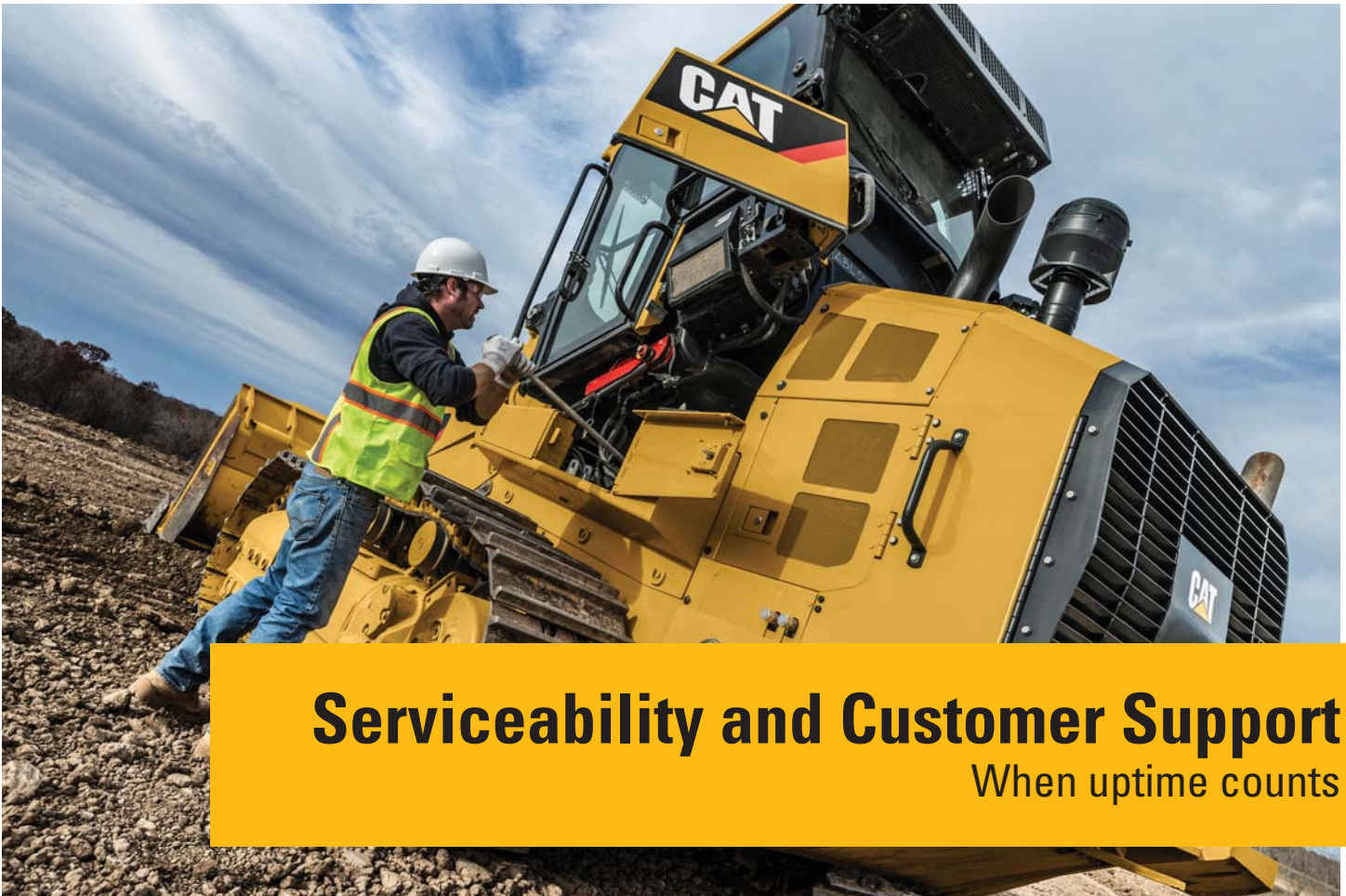
Ship Hold/Port Handling

Maneuverability, ease of operation and reach make a track loader the ideal machine for quickly removing materials from ship holds.

- Sweep down walls and handle a wide variety of materials.
- Specialized sealing, guards and bumpers help protect key components.
- Added lighting packages help illuminate the work area.
- Specialized implements, like coal buckets and trim blades, help you equip the machine for optimal performance.
- Fusion Quick Coupler option gives you more versatility by allowing easy use of forks, buckets, etc. from wheel loaders and other Fusion compatible machines.
- Lift eyes on the frame and undercarriage are widely spaced for stability during lifting.

Custom Products/Value Packages

Caterpillar offers a variety of custom product options for track loaders, such as wide gauge machines and special guarding packages. Please talk to your Cat dealer about your specific job site needs.



Serviceability and Customer Support

When uptime counts




Ease of Service

- Designed to help you take care of routine maintenance and get back to work.
- Grouped service points located behind large access doors; daily grease points in easy reach at ground level.
- Service mode in the operator display shows hydrostatic and implement pressure for easier troubleshooting and servicing.
- Cooling system access from the engine compartment with fold-down fan for easy clean-out.
- Handy bracket holds a shovel for quick undercarriage clean-out.
- Tilt cab allows easy access to drive train and hydraulic systems.
- Diesel Particulate Filter in the Clean Emissions Module designed to work for the life of the engine without needing to clean or replace the filter.



Cat Connect Technologies

- Product Link* is deeply integrated into your machine. Easy access to timely information like machine location, hours and event codes via the online VisionLink user interface can help you manage your fleet and reduce operating costs.
- Cat EM Services leverages your dealer's capabilities and the latest equipment management technologies to help you get the most from the investment in your fleet.



**Product Link not available in all areas. Please consult your Cat dealer for details.*

953K Track Loader Specifications

Engine

Engine Model	Cat C7.1 ACERT	
Emissions	Tier 4 Final/Stage IV/ Korea Tier 4 Final	
Engine Power (Maximum)		
SAE J1995	132 kW	177 hp
ISO 14396	129 kW	173 hp
ISO 14396 (DIN)	175 hp	
Net Power (Rated)		
SAE J1349/ISO 9249	115 kW	154 hp
ISO 9249 (DIN)	156 hp	
Bore	105 mm	4.13 in
Stroke	135 mm	5.31 in
Displacement	7.01 L	427.8 in ³

- Engine ratings at 1,800 rpm.
- Net flywheel power advertised is the power available at the flywheel when the engine is equipped with fan, air cleaner, muffler, and alternator.
- No derating required up to 3000 m (9,842 ft) altitude.
- All non road Tier 4 Interim and Final, Stage IIIB and IV and Korea Tier 4 Final diesel engines are required to use only Ultra Low Sulfur Diesel (ULSD) fuels containing 15 ppm for the EPA, 10 ppm for EU sulfur or less. Biodiesel blends up to B20 (20% blend by volume) are acceptable when blended with 15 ppm (mg/kg) sulfur or less ULSD. B20 should meet ASTM D7467 specification (biodiesel blend stock should meet Cat biodiesel spec, ASTM D6751 or EN 14214). Cat DEO-ULS™ or oils that meet the Cat ECF-3, API CJ-4, and ACEA E9 specification are required. Consult your OMM for further machine specific fuel recommendations.
- Diesel Exhaust Fluid (DEF) used in Cat Selective Catalytic Reduction (SCR) systems must meet the requirements outlined in the International Organization for Standardization (ISO) standard 22241.

Drive System

Maximum Travel Speed	10 km/h	6.2 mph
Track Motor	Two, variable displacement, bent axis motors	
Drive System	Hydrostatic drive with infinite machine speeds to 10.0 km/h (6.2 mph)	
Drive Pump	Two, variable displacement, slipper-type axial piston pumps	
Track Motor	Two, variable displacement, bent axis motors	
Relief Valve Setting	47 500 kPa	6,890 psi

Undercarriage

Track Shoe Type	Double Grouser	
Track Shoe Width – Standard	480 mm	18.9 in
Track Shoe Width – Optional	380 mm	14.9 in
Track Rollers/Shoes – Each Side	6/37	
Track on Ground	2320 mm	91.3 in
Ground Contact Area – Standard Shoe	2.2 m ²	3.41 in ²
Ground Contact Area – Optional Shoe	1.8 m ²	2.79 in ²
Ground Pressure – Standard Shoe*	60.9 kPa	8.9 psi
Ground Pressure – Optional Shoe*	76.9 kPa	11.2 psi
Grouser Height – Double Grouser	35 mm	1.4 in
Track Gauge	1836 mm	72.3 in
Link Pitch	190 mm	7.48 in

* ISO 16754:2008.

- Wide Gauge Arrangement available for lower ground pressure applications.
- Ground pressure is calculated using operating weight of machine with GP bucket, teeth and segments.

Service Refill Capacities

Fuel Tank	265 L	70 gal
Cooling System	32 L	8.45 gal
Crankcase (with filter)	16.5 L	4.5 gal
Final Drives (each)	10.8 L	2.8 gal
Hydraulic Tank	70 L	18.5 gal
Pivot Shaft	0.7 L	0.18 gal
DEF Tank	16 L	4.22 gal

Electrical System

Type	24V DC
Battery Capacity	950 CCA
Battery Voltage	12
Battery Quantity	2
Alternator	95 Amps, Heavy-Duty Brushless

953K Track Loader Specifications

Weights

Operating Weight	15 642 kg	34,484 lb
Shipping Weight	14 377 kg	31,696 lb
Operating Weight – Waste Handler	15 720 kg	34,656 lb
Shipping Weight – Waste Handler	14 455 kg	31,868 lb

- Operating Weight: Includes coolant, lubricants, 100% fuel tank, ROPS/FOPS cab, General Purpose Bucket with long bolt-on teeth and segments and 75 kg (165 lb) operator.
- Shipping Weight: Includes coolant, lubricants, 10% fuel tank, ROPS/FOPS cab and no bucket.

Buckets

Capacity – General Purpose	1.8 m ³	2.4 yd ³
Capacity – Performance Series	2.1 m ³	2.5 yd ³
Capacity – Multi-Purpose	1.6 m ³	2.1 yd ³
Capacity – Landfill	2.3 m ³	3.0 yd ³
Bucket Width – General Purpose	2485 mm	97.8 in
Bucket Width – Performance Series	2536 mm	99.8 in
Bucket Width – Multi-Purpose	2471 mm	97.3 in
Bucket Width – Landfill	2485 mm	97.8 in

- Bucket equipped with teeth and segments.

Bucket Cycle Times

Lift	5.4 seconds
Power Down	3.0 seconds
Float Down	2.0 seconds
Dump at Maximum Height	1.3 seconds
Rackback at Maximum Height	1.4 seconds

Ripper Specifications

Type	Radial	
Number of Pockets	3	
Overall Width/Beam	1952 mm	76.9 in
Shank Cross Section	50 mm × 109 mm	1.96 in × 4.2 in
Ground Clearance	507 mm	20 in
Penetration	290 mm	11.4 in
Ripping Width	1800 mm	70.9 in
Cylinders – Bore	101.6 mm	4 in
Cylinders – Stroke	270 mm	10.6 in
Added Machine Length with Ripper in Transport Position	437 mm	17.2 in

Standards

ROPS/FOPS

- ROPS (Rollover Protective Structure) offered by Caterpillar for the machine meets ROPS criteria ISO 3471:2008.
- FOPS (Falling Object Protective Structure) meets ISO 3449-2005 Level II.

Brakes

- Brakes meet the standard ISO 10265:2008.

Sound and Vibration Information

- The declared dynamic operator sound pressure level is 71 dB(A) when “ISO 6396:2008” is used to measure the value for an enclosed cab. The measurements were conducted at the maximum engine cooling fan speed. The sound level may vary at different engine cooling fan speeds. The cab was properly installed and maintained. The measurements were conducted with the cab doors and the cab windows closed.
NOTE: The dynamic operator sound pressure level uncertainty is ± 2 dB(A).
- Hearing protection may be needed when the machine is operated with an open operator station, in a noisy environment or a cab that is not properly maintained.
- The guaranteed exterior sound power level is 107 dB(A) when the value is measured according to the dynamic test procedures and the conditions that are specified in “ISO 6395:2008.” The measurements were conducted at the maximum engine cooling fan speed. The sound level may vary at different engine cooling fan speeds.
- Sound Level Information for Machines in European Union Countries and in Countries that Adopt the “EU Directives.”
- If equipped, the certification label – 109 dB(A) – is used to verify the environmental sound certification of the machine to the requirements of the European Union. The value that is listed on the label indicates the guaranteed exterior sound power level (L_{WA}) at the time of manufacture for the conditions that are specified in “2000/14/EC.”

Hydraulic System – Equipment

Type	Closed center, load sensing piston	
Output	176 L/min	44.6 gal/min
Main Relief Valve Setting	28 000 kPa	4,061 psi

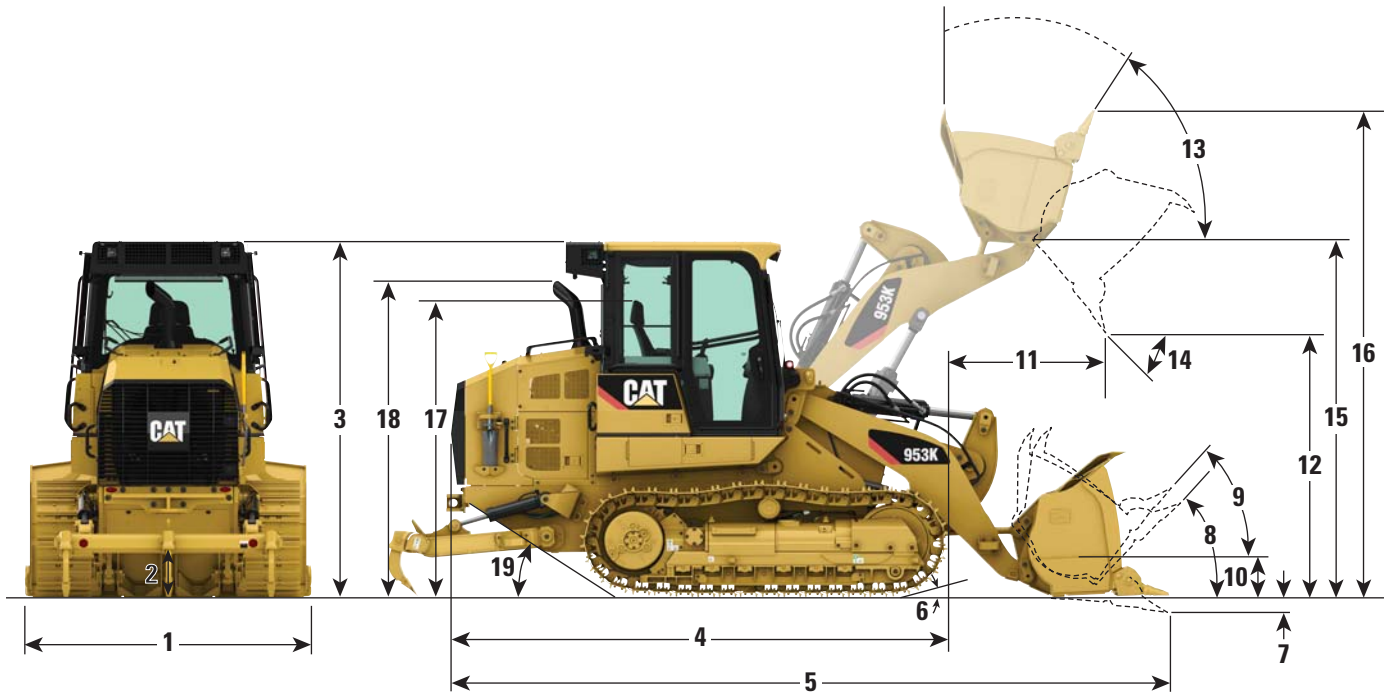
Air Conditioning System

The air conditioning system on this machine contains the fluorinated greenhouse gas refrigerant R134a (Global Warming Potential = 1430). The system contains 1.1 kg of refrigerant which has a CO₂ equivalent of 1.573 metric tonnes.

953K Track Loader Specifications

Dimensions

All dimensions are subject to change without notice.



1 Overall Machine Width without Bucket:

With Standard Tracks – 480 mm (19.7 in) Shoes	2316 mm	91.2 in
With Narrow Tracks – 380 mm (14.9 in) Shoes	2216 mm	87.2 in
2 Ground Clearance	417 mm	16.4 in
3 Machine Height to Top of Cab	3155 mm	124.2 in
4 Length to Front of Track	4545 mm	178.9 in
5 Overall Machine Length*	6389 mm	251.5 in
6 Carry Position Approach Angle		15°
7 Digging Depth*	140 mm	5.5
8 Maximum Rollback at Ground		43°
9 Maximum Rollback at Carry Position		50°
10 Bucket Height in Carry Position	548 mm	21.6 in
11 Reach at Full Lift Height and 45° Dump*	1195 mm	47 in
12 Clearance at Full Lift Height and 45° Dump*	2694 mm	106 in
13 Maximum Rollback, Fully Raised		52°
14 Maximum Dump, Fully Raised		53°
Grading Angle		74°
15 Height to Bucket Hinge Pin	3610 mm	142.1 in
16 Overall Machine Height, Bucket Fully Raised	4666 mm	183.7 in
17 Height to Top of Seat with Headrest	2596 mm	102.2 in
18 Height to Top of Stack	2804 mm	110.3 in
19 Ramp Angle		29°

* With general purpose bucket and extra duty teeth.

Dimensions vary with bucket. Refer to Operating Specifications chart.

953K Track Loader Specifications

Operating Specifications

		General Purpose Bucket			Multi-Purpose Bucket			Flush Mounted Teeth	Performance Series Bucket
		None	Long Teeth & Segments	Bolt-on Edge	None	Long Teeth & Segments	Bolt-on Edge	Long Teeth	Long Teeth & Segments
Attachments on Bucket Cutting Edge									
Bucket Weight	kg lb	990 2,183	1216 2,681	1100 2,425	1498 3,302	1724 3,801	1608 3,545	1090 2,403	1419 3,218
Rated Load Nominal Heaped	kg lb	2924 6,670	3096 6,960	3096 6,960	2580 5,800	2752 6,090	2752 6,090	2924 6,670	3612 7,830
Rated Capacity Nominal Heaped	m ³ yd ³	1.7 2.3	1.8 2.4	1.8 2.4	1.5 2.0	1.6 2.1	1.6 2.1	1.7 2.3	2.1 2.7
Struck Capacity	m ³ yd ³	1.5 1.9	1.6 2.1	1.6 2.1	1.3 1.7	1.4 1.8	1.4 1.8	1.5 1.9	1.9 2.5
Bucket Width Overall	mm in	2392 94.2	2485 97.8	2454 96.6	2378 93.6	2471 97.3	2440 96.1	2438 96.0	2536 99.8
Cutting Edge Teeth		straight	straight	straight	straight	straight	straight	straight	straight
Teeth		none	8 bolt-on with replaceable tips	none	none	8 bolt-on with replaceable tips	none	8 bolt-on with replaceable tips	8 bolt-on with replaceable tips
Dimensions and Weights									
Overall Height	mm in	3155 124.2	3155 124.2	3155 124.2	3155 124.2	3155 124.2	3155 124.2	3155 124.2	3155 124.2
Overall Operating Height	mm in	4823 190.0	4823 190.0	4823 190.0	4823 190.0	4823 190.0	4823 190.0	4823 190.0	4972 195.7
Clearance at 45° Dump Maximum Lift	mm in	2909 114.5	2694 105.8	2844 112.0	2792 109.9	2577 101.5	2727 107	2733 107.6	2585 107.6
Reach at 45° Dump Maximum Lift	mm in	1002 39.4	1195 47.1	1042 41	1099 43.3	1292 51	1139 44.8	1234 48.6	1244 49.0
Reach at 45° Dump 2133 mm (84 in) Clearance	mm in	1003 39.5	1195 47.0	1054 41.5	1045 41.1	1237 48.7	1096 43.2	1195 47.0	1257 49.5
Bottom Dump Clearance at 45° Dump Maximum Lift	mm in	— —	— —	— —	3182 125.3	3182 125.3	3182 125.3	— —	— —
Bottom Dump Reach at 45° Dump Maximum Lift	mm in	— —	— —	— —	559 22	559 22	559 22	— —	— —
Reach with Lift Arm Horizontal and Bucket Level	mm in	2099 87	2389 94	2171 85.5	2213 87.1	2503 98.5	2285 89.9	2361 93	2477 98
Overall Length – Bucket Level on Ground	mm in	6121 241.0	6389 251.5	6194 243.8	6234 245.4	6502 256.0	6306 248.3	6385 251	6476 255
Digging Depth	mm in	92 3.6	140 5.5	117 4.6	142 5.6	190 7.5	167 6.6	105 4.1	140 5.5
Full Dump at Maximum Lift	deg	53	53	53	49	49	49	53	53
Carry Height	mm in	548 21.6	548 21.6	548 21.6	548 21.6	548 21.6	548 21.6	548 21.6	548 21.6
Rackback at Carry	deg	50	50	50	50	50	50	50	50
Rackback at Ground	deg	43	43	43	43	43	43	43	43
Grading Angle Maximum	deg	74	74	74	74	74	74	74	74
Static Tipping Load Minimum	kg lb	10 877 23,980	10 651 23,482	10 767 23,737	10 354 22,827	10 128 22,329	10 244 22,585	10 777 23,759	10 448 23,034
Breakout with Tilt Cylinders Level at Ground	N lbf	164 616 37,007	150 709 33,880	150 709 33,880	143 920 32,354	133 176 29,939	133 176 29,939	155 441 34,945	137 021 30,804
Lift Capacity to Full Lift – Bucket Racked	kg lb	6822 15,040	6596 14,542	6712 14,797	6314 13,920	6088 13,422	6204 13,677	6722 14,819	6393 14,094
Lift Capacity at Ground Line – Bucket Racked	kg lb	12 157 26,801	11 931 26,303	12 047 26,559	11 649 25,681	11 423 25,183	11 539 25,439	12 057 26,581	11 728 25,856
Shipping Weight without Bucket	kg lb	14 377 31,696	14 377 31,696	14 377 31,696	14 414 31,777	14 414 31,777	14 414 31,777	14 377 31,696	14 377 31,696
Operating Weight with Bucket	kg lb	15 642 34,484	15 868 34,983	15 752 34,727	16 187 35,686	16 413 36,184	16 297 35,928	15 516 34,207	16 071 35,430

Standard Equipment

Standard equipment may vary. Consult your Cat dealer for details.

POWER TRAIN

- Cat C7.1 ACERT diesel engine
- Meets Tier 4 Final/Stage IV/Korea Tier 4 Final emission standards
- Engine mounted aftertreatment turbocharged with ATAAC
- Modular cooling system for engine air intake, oil and water
- Fan radiator, electronically controlled, hydraulically driven, temperature sensing, on demand
- Electro Hydrostatic Control (EHC) for transmission
- Engine idle shutdown
- Auto engine speed control electric fuel pump
- Water separator
- Air cleaner dry-type, axial seal with integral precleaner and dust ejection system, electronic filter condition indicator
- Engine mounted aftertreatment
- Starting aid, glow plug
- Cat extended life coolant

UNDERCARRIAGE

- Cat heavy duty tracks
- Track guiding guards, end section
- Track adjuster, hydraulic
- Sprocket rims, with replaceable bolt-on
- Tough steel segments
- Guards, sprocket
- Six track rollers per side, with one upper carrier roller, lifetime lubricated
- Idlers, conventional type, lifetime lubricated
- Oscillating track roller frames

ELECTRICAL

- Alternator, 24 volt, heavy duty brushless
- Alarm, backup
- Horn, electric
- Two heavy duty batteries, high output, maintenance free, 900 CCA
- Switch, main disconnect
- Starter, electric (heavy duty, 24 volt)

OPERATOR ENVIRONMENT

- Rearview camera with display (full-time)
- Pressurized, sound suppressed, ROPS/FOPS
- Cab with tinted glass and right side sliding window
- Air conditioning and heating
- Heater/defroster with automatic temperature control
- Seat, fabric-covered, air suspended adjustable
- Armrests, adjustable
- Electro hydraulic, seat mounted control levers with faster processing
- Seat belt, retractable, with buckling indicator on dash
- Electronic Monitoring System with gauges for:
 - Engine coolant temperature
 - Hydraulic oil temperature
 - Diesel Exhaust Fluid (DEF) level
 - Fuel level
- Engine RPM and gear display
- Hour meter, electronic
- Throttle switch rotary with Eco Mode
- Center brake pedal
- Independent forward/reverse speed range settings
- Travel speed limiter, electronic
- Mirror, rearview, inside, adjustable
- Radio ready: includes 24 to 12 volt converter, speakers, antenna and two 12 volt power outlets
- Coat hook
- Storage compartments under left armrest
- Document holder on right console
- Floor mat, rubber, heavy duty
- Windshield washers and wipers, multiple speed front and rear
- Durable metal roof
- Parking brake switch and “brake-on” indicator light
- Durable metal fender

OTHER STANDARD EQUIPMENT

- Sound suppression, exterior
- Z-bar loader linkage
- Load sensing variable displacement implement pump
- Implement cylinders with sensors
- Operator programmable lift and tilt kickouts
- Engine enclosure with lockable doors
- Radiator core 6.5 fpi, debris resistant
- Hinged radiator guard and swing out fan
- Guards, full bottom
- Ecology drains on hydraulic oil tank
- Product Link ready
- Oil sampling valves
- Hoses, Cat XT™
- HYDO™ Advanced 10

Optional Equipment

Optional equipment may vary. Consult your Cat dealer for details.

POWER TRAIN

- Fan, demand, reversing
- Air inlet, precleaner, turbine

OPERATOR ENVIRONMENT

- Cab, deluxe
- Seat, Cat C500 air suspension, side-to-side isolator, heated
- Radio, AM/FM/AUX/USB/Bluetooth
- Easy access package (grab irons and steps)

TRANSMISSION

- Transmission control, V-lever
- Transmission control, joystick

UNDERCARRIAGE

- Guard, idler
- Guard, idler ship hold
- Track Groups (37 sections)
 - Track, 380 mm (15 in) double grouser, SystemOne
 - Track, 480 mm (19 in) double grouser, SystemOne
 - Track, 380 mm (15 in) double grouser, heavy duty
 - Track, 480 mm (19 in) double grouser, heavy duty
 - Track, 480 mm (19 in) double grouser, center hole, heavy duty
 - Track, 800 mm (31 in) double grouser, heavy duty
 - Track, 380 mm (15 in) double grouser, sealed, heavy duty

HYDRAULICS

- Hydraulic oil, biodegradable
- Hydraulics Packages
 - Hydraulic 3-valve, general purpose, joystick
 - Hydraulic 3-valve, multi-purpose, joystick
 - Hydraulic 4-valve, multi-purpose, joystick

MAINTENANCE AND RELATED

- Oil change system, high speed
- Sediment pump, fuel tank
- Service package, extended
 - Manual hydraulic system enabling cab tilt and lock at 30 degrees safely in the field
 - Windshield, sealed
 - Shovel holder (shovel not included)

TECHNOLOGY

- Product Link, satellite PL631
- Product Link, cellular PL641
- Mast, grade control

FUEL SYSTEMS

- Fuel tank
- Tank, fuel, fast fill
- Tank, fuel, refueling pump

ATTACHMENTS

- Buckets
 - General Purpose
 - 2.1 m³ (2.4 yd³), performance series
 - 1.8 m³ (2.4 yd³), package
 - 1.8 m³ (2.4 yd³), heavy duty
 - 1.8 m³ (2.4 yd³), full edge
 - 1.7 m³ (2.2 yd³), flush
 - Multi-Purpose
 - 1.6 m³ (2.1 yd³)
 - Wide
 - 2.2 m³ (2.9 yd³), wide flush
 - Landfill
 - 1.6 m³ (2.1 yd³) multi-purpose
 - 2.1 m³ (2.4 yd³), heavy duty
- Counterweight, light, 230 kg (507 lb)
- Counterweight, additional, 220 kg (485 lb)
- Ripper, multi-shank
- Hitch, ripper
- Striker bars, rear
- Additional work tools
 - Fusion Quick Coupler (available mid-2017)
 - Blades
 - Forks
 - Material handling arms
 - Rakes
 - Trim blade or two-way dozer

STARTERS, BATTERIES AND ALTERNATORS

- Cold weather, 240V
- Antifreeze –50° C (–58° F)

ELECTRICAL

- Beacon, rotating

GUARDS

- Guard, front lights
- Windshield protection
- Guard, full length, track roller
- Guard full length, track heavy duty
- Guard, lift lines

SPECIAL ARRANGEMENTS

Waste Package, Heavy Duty

- Added guarding and seals to help protect machine in waste applications

Waste Package, Heavy Duty, Enhanced Cleaning

- Waste package features plus wide gauge undercarriage for reduced cleaning time

Ship Hold Package, Heavy Duty

- Guarding and lift eyes added for ship loading and port handling applications

Partial Steel Mill Package, Heavy Duty

- Guarding and high temperature seals in the equalizer bar, idlers, track rollers and final drives to provide a base machine for steel mill applications
 - This package DOES NOT include other modifications required to allow the machine to run on hot slag, such as steel fuel tank and heat insulated harnesses
 - Please consult your Cat dealer for available options

For more complete information on Cat products, dealer services, and industry solutions, visit us on the web at www.cat.com

AEHQ7955-01 (03-2017)
Replaces AEHQ7955

© 2017 Caterpillar
All rights reserved

Materials and specifications are subject to change without notice. Featured machines in photos may include additional equipment. See your Cat dealer for available options.

CAT, CATERPILLAR, SAFETY.CAT.COM, their respective logos, "Caterpillar Yellow" and the "Power Edge" trade dress, as well as corporate and product identity used herein, are trademarks of Caterpillar and may not be used without permission.

VisionLink is a trademark of Trimble Navigation Limited, registered in the United States and in other countries.

